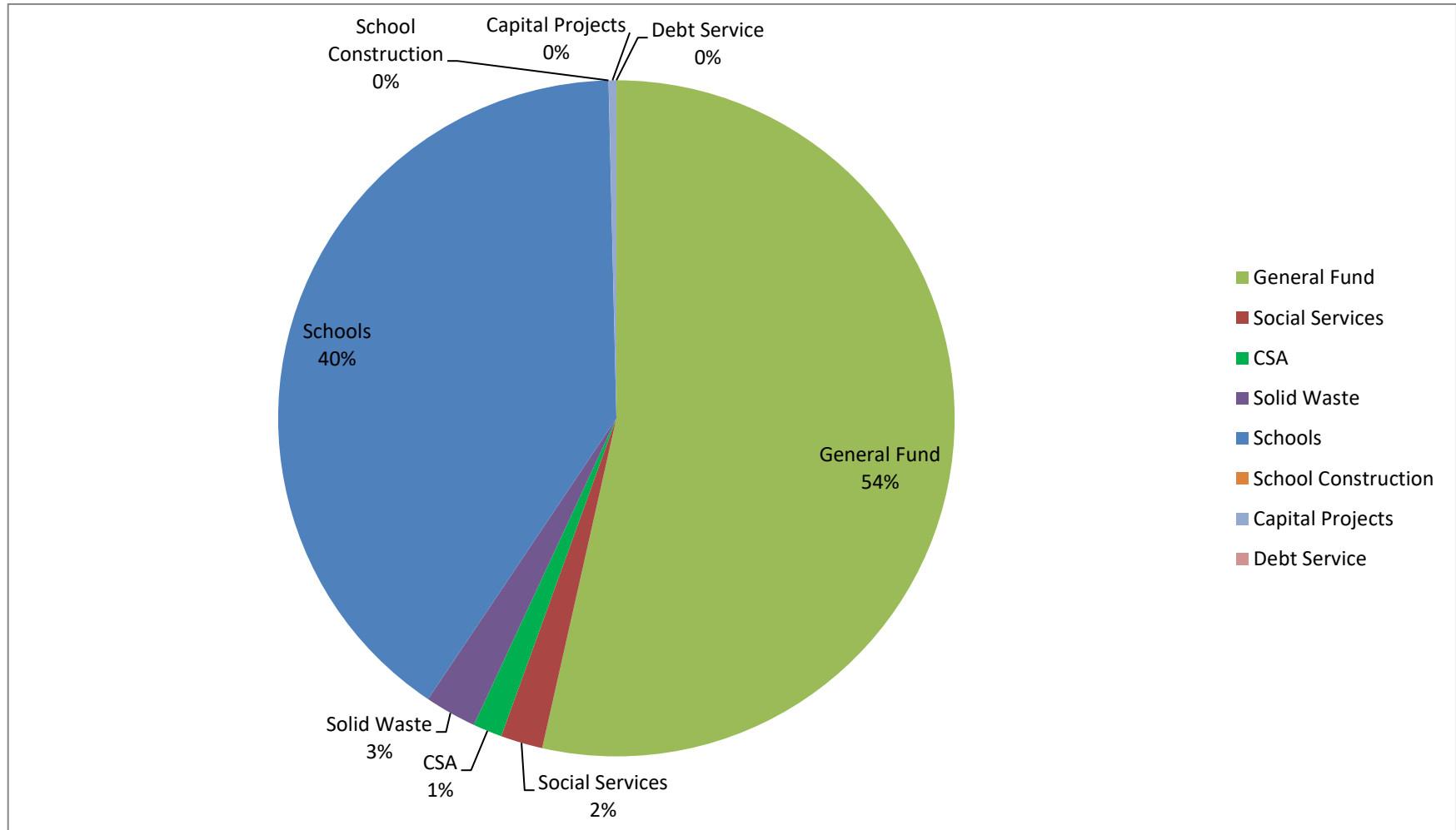
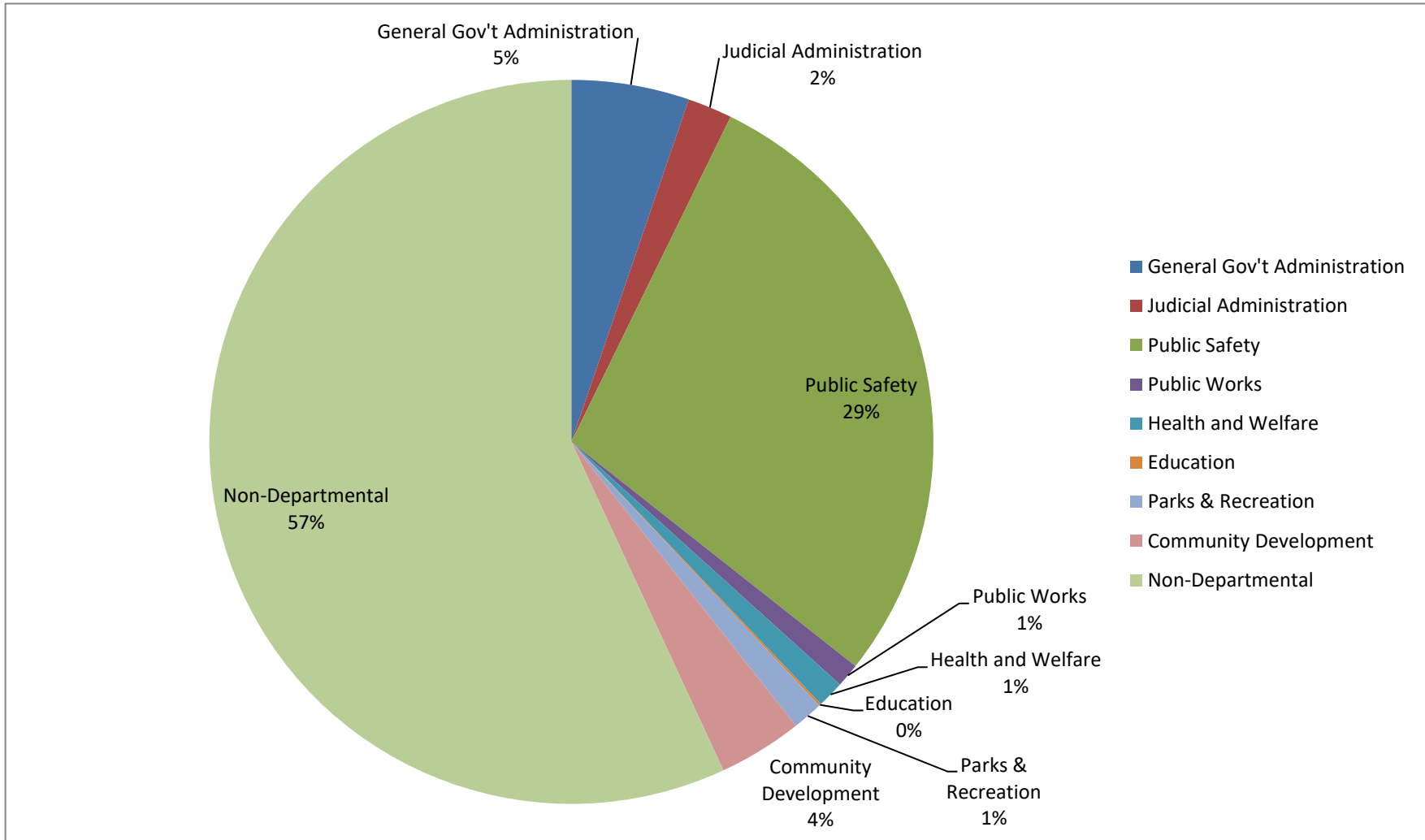


County of Greene
Quarterly Year to Date Expenditures - All Funds
7/1/2020 - 9/30/2020



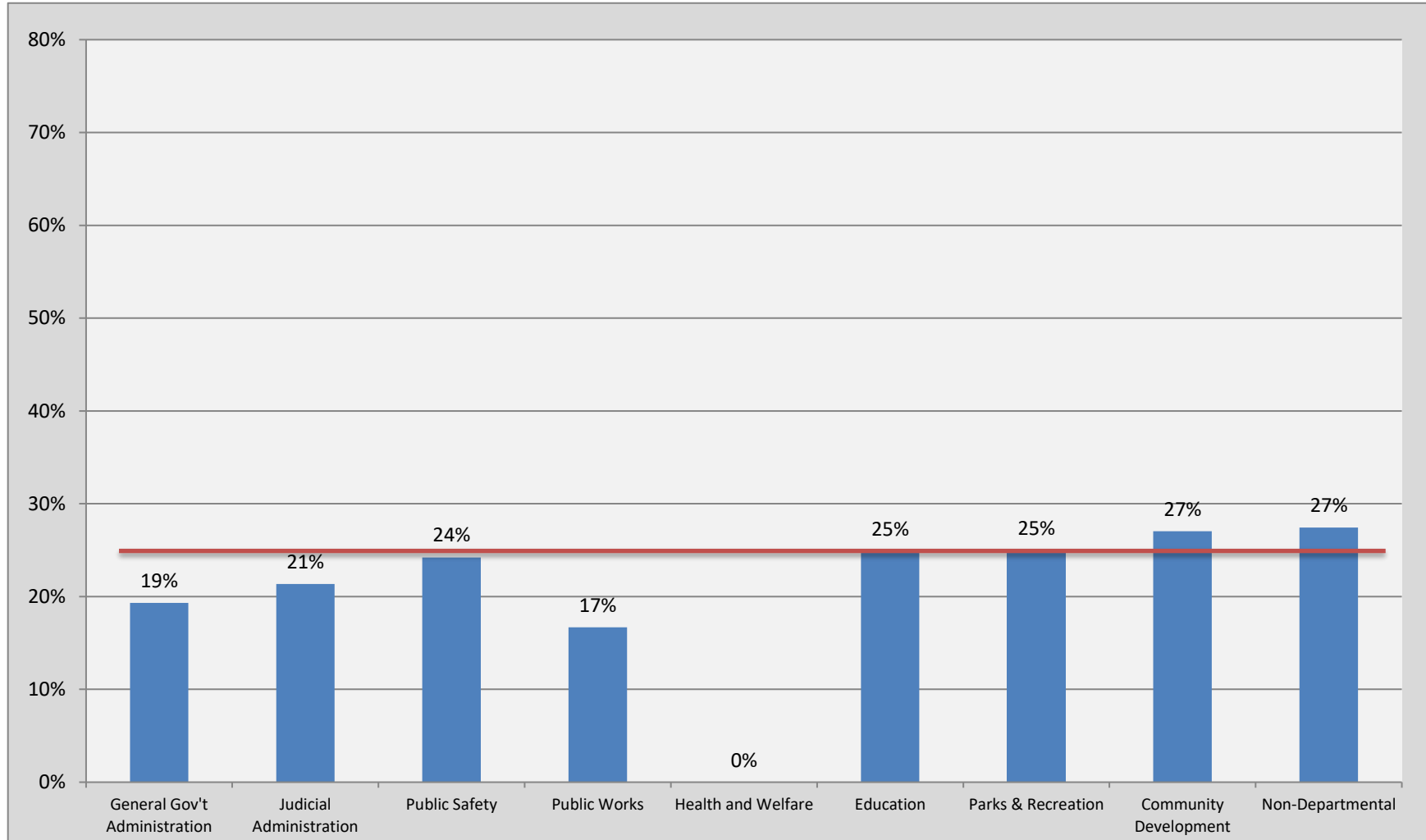
This chart represents each fund as a percentage of the total year to date expenditures.

County of Greene
Quarterly Year to Date Categorical Expenditures - General Fund
7/1/2020 - 9/30/2020



This chart represents the year to date expenditures for the General Fund Categories.

County of Greene
Quarterly Year to Date Categorical Expenditures - Trending Above Appropriation
7/1/2020 - 9/30/2020



This chart represents the year to date expenditures for the General Fund Categories trending above the first quarter appropriation.
The target percentage for this quarter is 25% spent of the year to date budget.

County of Greene

Quarterly Year to Date Expenditures - All Funds

7/1/2020 - 9/30/2020

<u>Description</u>	<u>FY 20 YTD Expenditures</u>
General Fund	10,535,693.46
Social Services	395,054.21
CSA	274,619.41
Solid Waste	486,952.26
Schools	7,918,510.89
School Construction	1,032.30
Capital Projects	72,497.94
Debt Service	-
Total	19,684,360.47

County of Greene

Quarterly Year to Date Categorical Expenditures - General Fund

7/1/2020 - 9/30/2020

<u>Description</u>	<u>FY 20 YTD Expenditures</u>
General Gov't Administration	554,014.47
Judicial Administration	209,802.24
Public Safety	2,990,570.78
Public Works	111,563.99
Health and Welfare	126,859.75
Education	10,250.00
Parks & Recreation	142,524.09
Community Development	395,301.40
Non-Departmental	5,994,806.74
Total	10,535,693.46

County of Greene

Quarterly Year to Date Categorical Expenditures - Trending Above Appropriation

7/1/2020 - 9/30/2020

<u>Description</u>	<u>Percent Spent</u>	<u>FY 20 YTD Expenditures</u>	<u>FY 20 Budget</u>
General Gov't Administration	19%	554,014.47	2,868,626.00
Judicial Administration	21%	209,802.24	982,712.74
Public Safety	24%	2,990,570.78	12,346,476.14 *
Public Works	17%	111,563.99	668,261.00
Health and Welfare	0%	126,859.75	509,156.00
Education	25%	10,250.00	41,000.00
Parks & Recreation	25%	142,524.09	627,630.00
Community Development	27%	395,301.40	1,462,502.75
Non-Departmental	27%	5,994,806.74	21,849,548.00 **
		-	
Total	25.48%	10,535,693.46	41,355,912.63

NOTES:

* Public Safety includes the 1st and 2nd quarterly payments for the Regional Jail per our commitment and the payment to the Volunteer Fire Company for the truck replacement program.

** Non-Departmental includes the transfers made to Schools, Social Services, CSA, and Capital Projects. These line items vary from month to month.