

TRACY J. MORRIS
DEPUTY COUNTY ADMINISTRATOR
FINANCE DIRECTOR
POST OFFICE BOX 358
STANARDSVILLE, VIRGINIA 22973
TELEPHONE: 434-985-5201
FAX: 434-985-3705

November 18, 2019

Honorable Board of Supervisors:

The financial report for the quarter ending September 30, 2019, is attached. The report compares the year to date revenues and expenditures for fiscal year 2020 to the current budget. The report also provides the previous fiscal year revenues and expenditures for comparison.

The fiscal year 2020 budget was adopted on May 14, 2019. The budget was appropriated on June 25, 2019, with 100% being appropriated to the Schools and 50% to the remaining departments. Please note the budget amounts on the reports reflect the appropriated amounts for revenue and expenditure line items.

The balance remaining in the Contingency line item is \$42,602.50. Supplemental appropriations have been approved in the amount of \$535,016.40. This includes amounts for grants, donations, and carryover programs.

The cash balance per the Treasurer's Report to the Board as of September 30, 2019 is \$5,325,152.00.

Revenue - General Fund - Graphs are attached representing selected local tax revenue categories compared to the budget and the prior fiscal year. Additional fund revenue highlights are as follows:

Fund #100 - General Fund collections for real property tax and personal property tax are higher than last fiscal year. The real property tax has an increase of \$110,643 and the personal property tax has an increase of \$36,249. Local Sales & Use Tax has an increase of \$70,717 over the revenue collected last fiscal year. Hotel and Motel Room Tax has an increase of \$23,841. Other General Fund revenues are being received according to schedule.

Fund #209 – Solid Waste - charges for sanitation and waste removal have increased by \$72,629. This increase is due to additional commercial waste being received.

Fund #302 – Capital Improvement Projects – revenue from use of money is interest earned on the \$9.3M and \$2.1M borrowed and not yet fully expended.

Expenditures – Graphs are attached representing quarterly year to date expenditures for all funds, general fund categories, and general fund categories above appropriation. Additional fund expenditure highlights are as follows:

Fund #100 - General Fund expenditures are being spent at 52% of budget. This is 2% over the target of 50% being spent as September 2019. (Please note the appropriated budget is 50% of the approved budget and the first quarter expenditure target would be 50% of the appropriated budget.) The two categories contributing to the overage are Public Safety and Non-Departmental. Public Safety includes the 1st and 2nd quarterly payments for the Reginal Jail per our commitment. The Volunteer Fire Department includes partial payment for the truck replacement program. Non-Departmental includes the transfers made to Schools, Social Services, CSA and Capital Projects and these amounts vary from month to month.

Fund #302 - Capital Improvement Projects includes expenses for the approved contract for engineering services for the Greene County Water Supply and Treatment Project.

Should you have questions regarding this report or need additional information, please do not hesitate to contact me.

Sincerely,



Tracy J. Morris, MPA
Deputy County Administrator
Finance Director



COUNTY OF GREENE
FISCAL YEAR 2020
1st QUARTER REPORT (UNAUDITED)

Presented at

November 26, 2019

Board of Supervisors Meeting

**County of Greene
Transfer from Contingency
For Fiscal Year 2020**

Approved Budget 4-100-091400-9200 78,602.50

Approved Transfers:

<u>Date</u>	<u>Reason</u>	<u>Amount</u>
9/10/2019	Cleaning Contract	36,000.00

Balance 42,602.50

**County of Greene
Supplemental Appropriations
For Fiscal Year 2020**

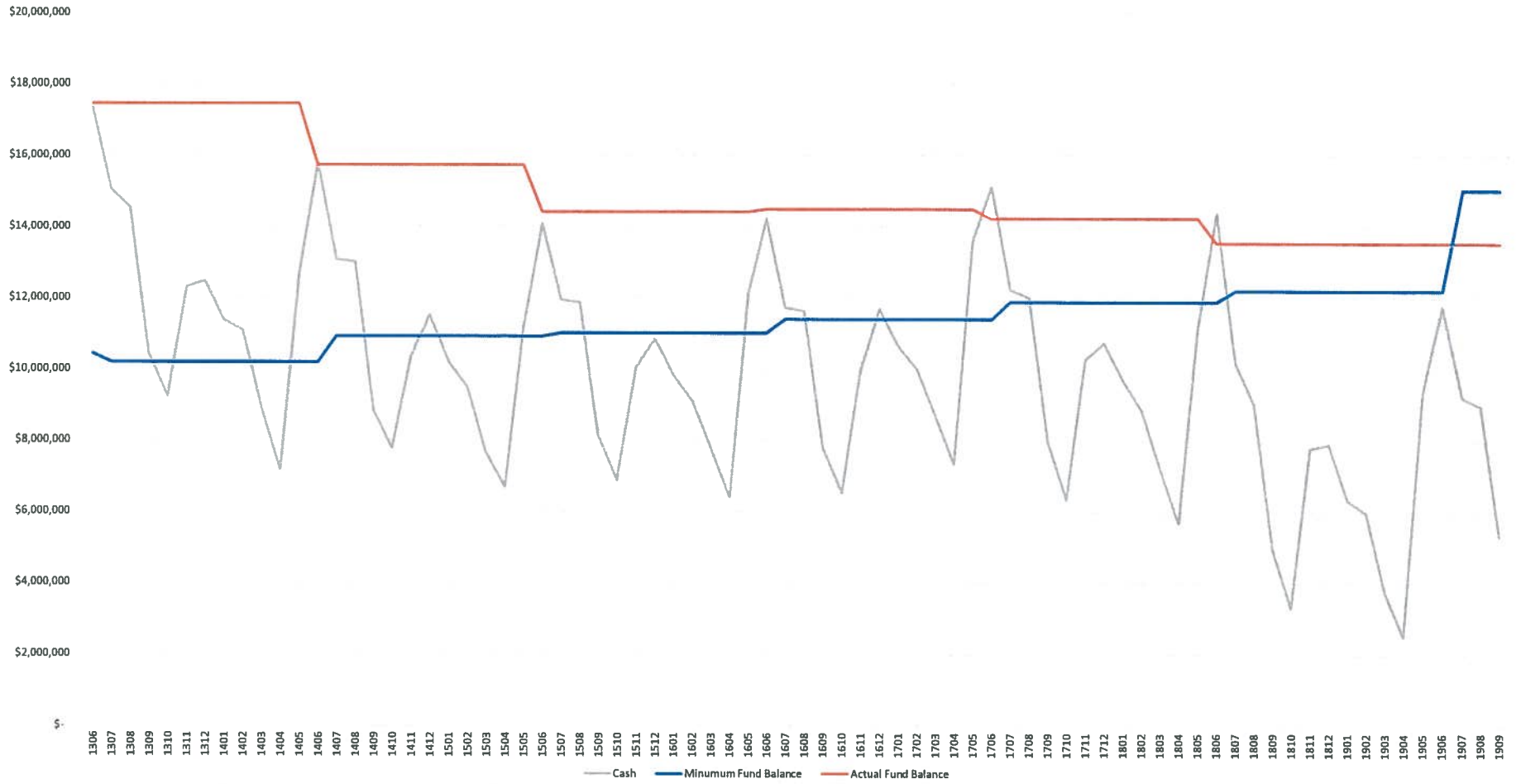
Approved Budget 75,666,578.00
1% of Approved Budget 756,665.78

Approved Supplements:

<u>Date</u>	<u>Number</u>	<u>Reason</u>	<u>Amount</u>
7/9/2019	481	Virgnina Domestic Violence Grant	45,000.00
7/23/2019	482	Transit-Additional State Funds	55,198.00
7/23/2019	483	Block Grant	1,602.00
8/23/2019	484	Item Conservation Grant	9,205.00
9/10/2019	485	Donations-Sheriff	27,107.19
9/10/2019	485	Donations-Animal Shelter	61,397.66
9/10/2019	485	Repairs-Animal Shelter	15,800.00
9/10/2019	485	Donations-Victim Witness	133.62
9/10/2019	485	Sterilization Program	21,588.19
9/10/2019	485	DMV Overtime-Alcohol Grant	5,108.00
9/10/2019	485	Asset Forfeiture-State-Sheriff	2.81
9/10/2019	485	Asset Forfeiture-Federal-Sheriff	12,517.59
9/10/2019	485	Asset Forfetirue-State-Commonwealth's Attorney	8,745.63
9/10/2019	485	Recreation Facilities	13,312.05
9/10/2019	485	Byrne Justice Assistance Grant	258.00
9/10/2019	485	Bullet Proof Vest Grant	2,064.91
9/10/2019	485	DMV Overtime-Speed Grant	2,583.00
9/10/2019	485	Proffers	241,952.75
9/10/2019	485	Professional Services-Financial Forecast	5,000.00
9/10/2019	485	Registrar-Voting Machine & Cage	6,440.00

Total Approved Supplements 535,016.40

Minimum Fund Balance per Policy, Actual Year End Audited Fund Balance, and Cash Balance



County of Greene
Revenue Detail Summary
7/1/2019 - 9/30/2019

<u>Acct #</u>	<u>Description</u>	<u>FY 19 Revenue</u>	<u>FY 20 Budget</u>	<u>FY 20 YTD Amount</u>	<u>FY 20 Remaining Balance</u>	<u>Percent Remaining</u>
FUND #-100	Revenue - General Fund					
11010	Real Property Taxes	260,372.86	8,260,164.50	371,016.27	7,889,148.23	95.50
11020	Public Service Corp Taxes	0.00	183,568.50	0.00	183,568.50	100.00
11030	Personal Property Taxes	500,522.73	2,247,975.00	536,771.35	1,711,203.65	76.12
11031	Mobile Home Taxes	0.00	28,899.50	0.00	28,899.50	100.00
11040	Machinery & Tools Taxes	61,744.30	85,724.00	661.46	85,062.54	99.22
11060	Penalties and Interest	61,278.39	155,000.00	89,646.38	65,353.62	42.16
12010	Local Sales and Use Taxes	530,638.13	1,022,682.00	601,355.22	421,326.78	41.19
12020	Consumer's Utility Taxes	75,447.62	215,000.00	71,426.25	143,573.75	66.77
12030	Business License Taxes	26,757.16	325,000.00	11,595.75	313,404.25	96.43
12050	Motor Vehicle Licenses	55,412.35	227,500.00	54,013.81	173,486.19	76.25
12060	Bank Stock Taxes	0.00	32,500.00	0.00	32,500.00	100.00
12070	Taxes on Recordation and Wills	108,408.14	121,750.00	115,594.71	6,155.29	5.05
12100	Hotel and Motel Room Taxes	79,032.71	132,500.00	102,873.66	29,626.34	22.35
12110	Restaurant Food Taxes	188,275.91	365,000.00	192,067.98	172,932.02	47.37
12180	Communication Tax	108,520.28	217,500.00	101,792.10	115,707.90	53.19
13010	Animal Licenses	795.00	4,000.00	376.00	3,624.00	90.60
13030	Permits and Other Licenses	73,625.12	142,562.50	96,858.93	45,703.57	32.05
14010	Fines & Forfeitures	16,323.49	80,750.00	23,112.00	57,638.00	71.37
15010	Revenue From Use of Money	16,645.61	22,500.00	13,304.98	9,195.02	40.86
15020	Revenue From Use of Property	9,104.50	18,203.00	9,101.50	9,101.50	50.00
16010	Court Costs	86,836.77	187,700.00	134,701.72	52,998.28	28.23
16020	Commonwealth's Attorney Fees	459.96	750.00	387.58	362.42	48.32
16060	Charges for Other Protection	4,098.00	4,500.00	1,904.00	2,596.00	57.68
16080	RSA Water-Sewer Fee	166,055.73	697,500.00	456,213.72	241,286.28	34.59
16110	Charges for Welfare / SS	28,876.00	194,712.00	27,849.00	166,863.00	85.69
16120	Charges for Education	29,804.00	0.00	0.00	0.00	0.00
16130	Charges for Parks and Recreation	15,425.00	25,000.00	12,072.00	12,928.00	51.71

County of Greene
Revenue Detail Summary
7/1/2019 - 9/30/2019

<u>Acct #</u>	<u>Description</u>	<u>FY 19 Revenue</u>	<u>FY 20 Budget</u>	<u>FY 20 YTD Amount</u>	<u>FY 20 Remaining Balance</u>	<u>Percent Remaining</u>
16160	Charges for Planning & Comm. Dev.	154.00	95.00	23.50	71.50	75.26
16510	Charges for Vehicle Mtnce Facility	86,910.22	242,500.00	43,817.75	198,682.25	81.93
18030	Expenditure Refunds	88,499.52	68,690.50	58,055.47	10,635.03	15.48
18990	Miscellaneous	44,122.16	1,050.00	32,840.49	-31,790.49	-27.66
19020	Recovered Costs	4,150.00	4,500.00	2,500.00	2,000.00	44.44
22010	Non-Categorical Aid - State	384,757.19	1,178,408.00	363,215.13	815,192.87	69.17
23010	Commonwealth's Attorney	58,145.13	128,125.00	60,428.79	67,696.21	52.83
23020	Sheriff	195,827.28	451,067.00	209,690.98	241,376.02	53.51
23030	Commissioner of Revenue	21,030.03	42,754.00	21,405.45	21,348.55	49.93
23040	Treasurer	18,946.12	41,806.00	19,359.55	22,446.45	53.69
23060	Registrar/Electoral Board	0.00	18,750.00	0.00	18,750.00	100.00
23070	Clerk of the Circuit Court	46,290.49	99,029.50	40,289.68	58,739.82	59.31
24040	Other Categorical Aid - State	67,624.22	354,724.50	41,004.64	313,719.86	88.44
31010	Payments in Lieu of Taxes	0.00	22,923.00	0.00	22,923.00	100.00
33010	Public Safety	292,168.98	328,926.41	370,375.76	-41,449.35	-12.60
33050	USDA Grant	14,368.54	0.00	0.00	0.00	0.00
41050	Fund Transfers - In	-1,763,784.39	0.00	-1,465,002.34	1,465,002.34	-100.00
	--FUND TOTAL--	2,063,669.25	17,982,289.91	2,822,701.22	15,159,588.69	84.30
FUND #-105	Revenue - Social Services					
18030	Expenditure Refunds	815.00	0.00	503.42	-503.42	-100.00
24010	Welfare - State	324,179.51	190,619.50	336,793.32	-146,173.82	-76.68
33050	Social Services - Federal	0.00	415,897.00	0.00	415,897.00	100.00
41050	Transfer In - General Fund	54,662.72	259,935.50	59,927.00	200,008.50	76.94
	--FUND TOTAL--	379,657.23	866,452.00	397,223.74	469,228.26	54.15

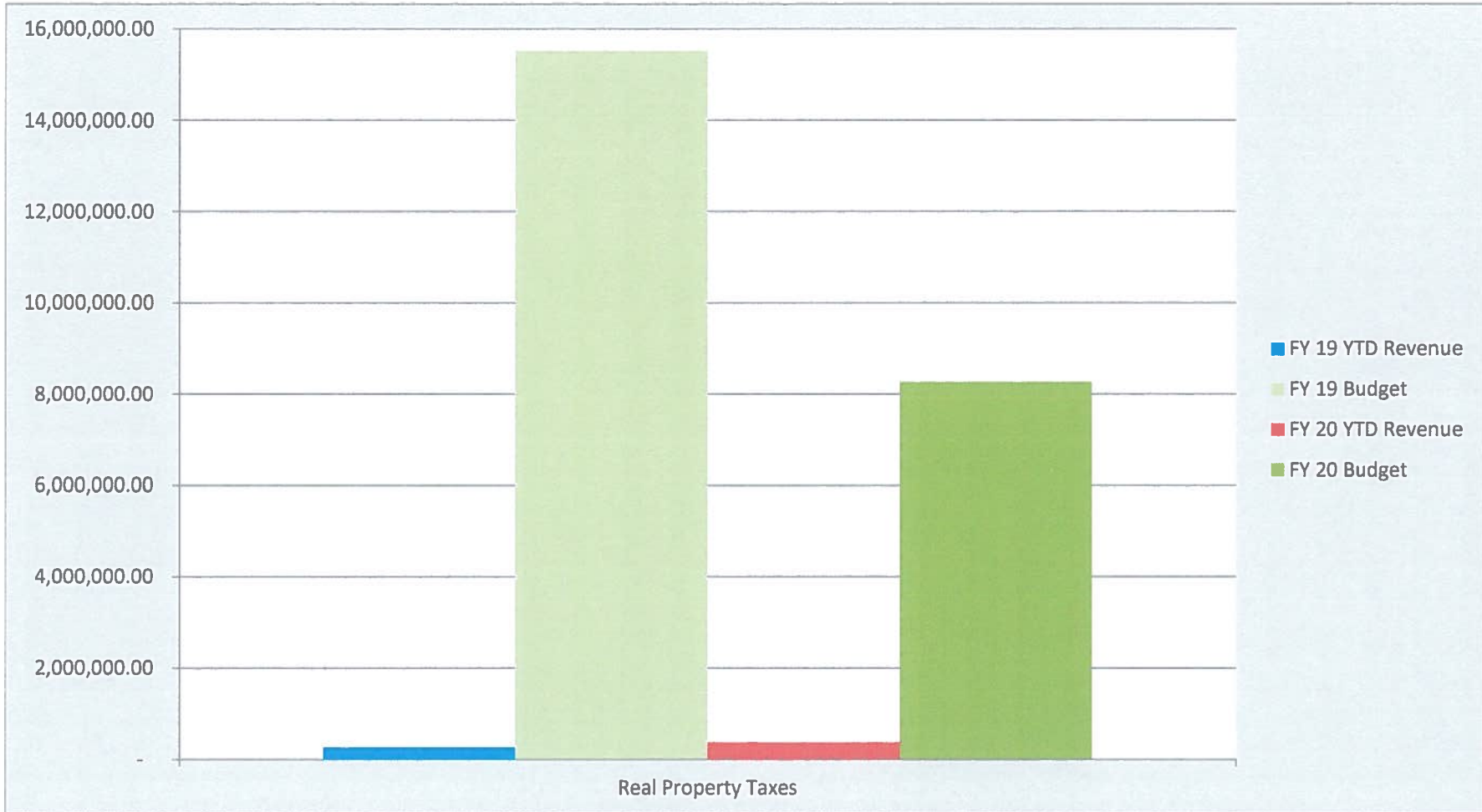
County of Greene
Revenue Detail Summary
7/1/2019 - 9/30/2019

<u>Acct #</u>	<u>Description</u>	<u>FY 19 Revenue</u>	<u>FY 20 Budget</u>	<u>FY 20 YTD Amount</u>	<u>FY 20 Remaining Balance</u>	<u>Percent Remaining</u>
FUND #-110	Revenue - Comprehensive Service					
24010	Comprehensive Services Act	276,819.07	422,500.00	146,193.45	276,306.55	65.39
41050	Transfer From General Fund	-29,190.10	227,500.00	198,175.77	29,324.23	12.88
	--FUND TOTAL--	247,628.97	650,000.00	344,369.22	305,630.78	47.02
FUND #-209	Revenue - Solid Waste Fund					
16080	Charges for Sanitation/Wste Removal	376,001.37	748,309.00	448,630.85	299,678.15	40.04
	--FUND TOTAL--	376,001.37	748,309.00	448,630.85	299,678.15	40.04
FUND #-251	Revenue - School Fund					
3200	E-RATE	14,668.50	50,000.00	12,510.40	37,489.60	74.97
10553	National School Lunch Program(MEA2)	13,938.96	154,270.00	12,948.19	141,321.81	91.60
10555	National School Lunch Program(MEAL)	42,326.72	550,000.00	36,566.75	513,433.25	93.35
15020	REVENUE FROM USE OF PROPERTY	1,115.00	82,500.00	1,760.00	80,740.00	97.86
16120	TUITION CHARGES	758.50	145,000.00	247.90	144,752.10	99.82
18030	REBATES & REFUNDS	26,413.16	210,000.00	33,491.63	176,508.37	84.05
18990	DONATIONS-SALES-MISC-REVENUE	0.00	54,500.00	450.00	54,050.00	99.17
19010	OTHER PAYMENTS FROM COUNTY/CITIES	0.00	656,000.00	0.00	656,000.00	100.00
24020	STATE REVENUE	3,360,398.22	15,813,846.00	3,332,042.58	12,481,803.42	78.92
24030	SCHOOL CONSTRUCTION	721,552.12	3,984,356.00	787,194.68	3,197,161.32	80.24
24040	ADDITIONAL STATE MONEY	0.00	43,546.00	0.00	43,546.00	100.00
24399	NAT'L BD CERTIFICATION BON -(NBCB)	0.00	7,500.00	0.00	7,500.00	100.00
33020	FEDERAL REVENUE	0.00	120,000.00	0.00	120,000.00	100.00
41040	LOANS - REVENUE	17,238.08	180,000.00	19,250.00	160,750.00	89.30
41050	LOCAL ALLOCATIONS - FUND TRANSFERS	6,838,252.24	0.00	5,568,053.37	-5,568,053.37	-100.00
51050	OPERATIONS	0.00	17,465,112.00	0.00	17,465,112.00	100.00
84010	Title I- Local Educa Agency (T1LA)	58,626.23	375,000.00	41,755.50	333,244.50	88.86
84027	Tech-Assistive - PJ - 61175 (TECA)	231,860.37	582,500.00	132,225.80	450,274.20	77.30

County of Greene
Revenue Detail Summary
7/1/2019 - 9/30/2019

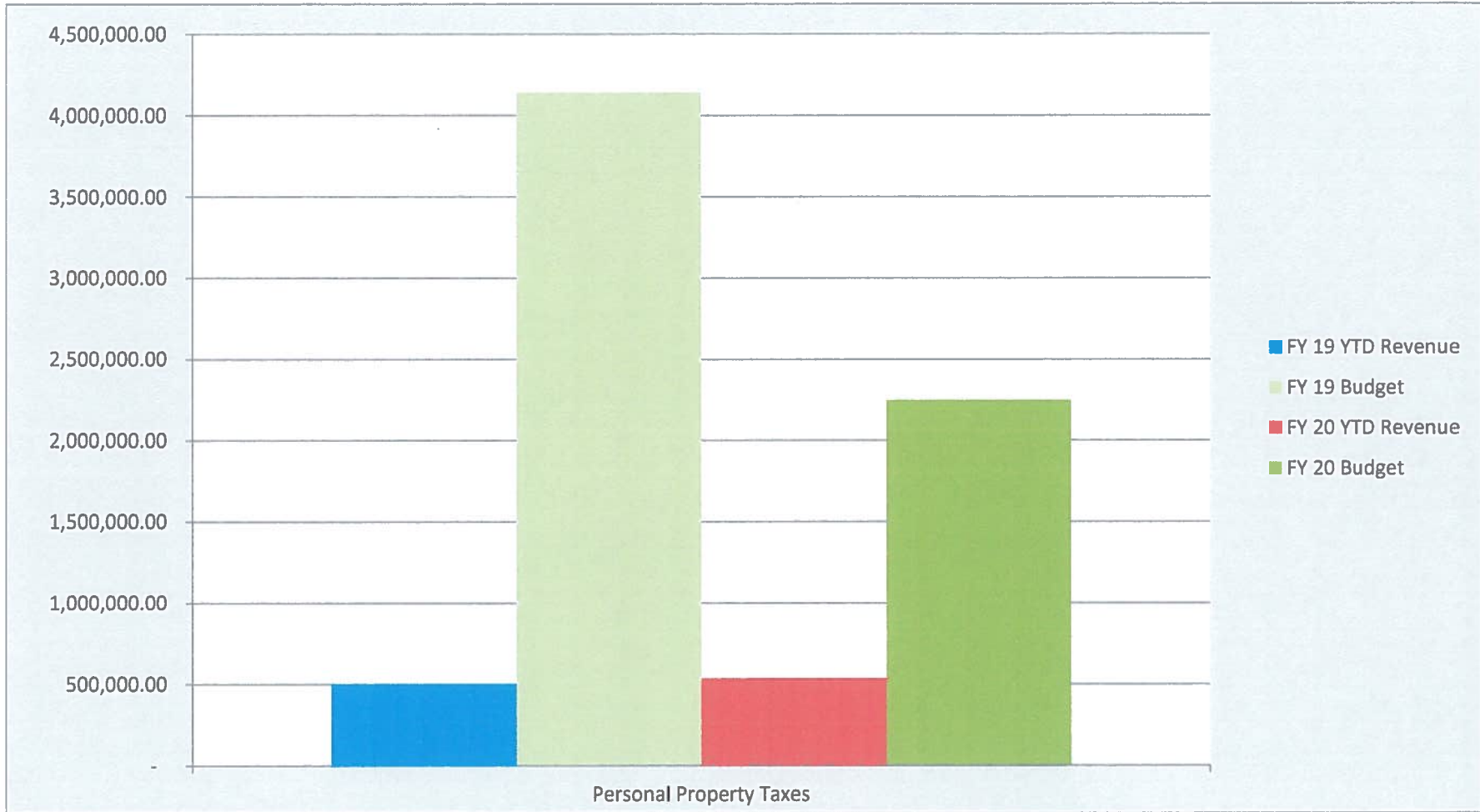
<u>Acct #</u>	<u>Description</u>	<u>FY 19 Revenue</u>	<u>FY 20 Budget</u>	<u>FY 20 YTD Amount</u>	<u>FY 20 Remaining Balance</u>	<u>Percent Remaining</u>
84048	Adult Edu-Set Asides-PJ 60555(BASC)	0.00	49,963.00	4,058.53	45,904.47	91.87
84173	Pre-School SPED (PSSE)	1,714.33	23,000.00	4,210.61	18,789.39	81.69
84365	TITLE III - ESL (TIII)	7,822.92	10,000.00	4,237.10	5,762.90	57.62
84367	TITEL II-A-PRO DEV/CLS-RED (TIIA)	0.00	78,191.00	0.00	78,191.00	100.00
84424	Title IV-Stu Sup&Acad Enrich (SSAE)	1,384.99	0.00	12,754.12	-12,754.12	-100.00
--FUND TOTAL--		11,338,070.34	40,635,284.00	10,003,757.16	30,631,526.84	75.38
FUND #-301	Revenue - Sch CP Fund					
15010	Revenue from Use of Money	137,115.85	0.00	30,720.81	-30,720.81	-100.00
41040	Proceeds from Indebtedness	0.00	6,000,000.00	0.00	6,000,000.00	100.00
--FUND TOTAL--		137,115.85	6,000,000.00	30,720.81	5,969,279.19	99.48
FUND #-302	Revenue - Capital Projects Fund					
15010	Revenue from Use of Money	25,173.33	0.00	34,331.92	-34,331.92	-100.00
41050	Fund Transfers	0.00	2,900,754.00	0.00	2,900,754.00	100.00
--FUND TOTAL--		25,173.33	2,900,754.00	34,331.92	2,866,422.08	98.81
--FINAL TOTAL--		14,567,316.34	69,783,088.91	14,081,734.92	55,701,353.99	79.82

County of Greene
Quarterly General Fund Selected Local Tax Revenue Category Comparison To Budget
7/1/2019 - 9/30/2019



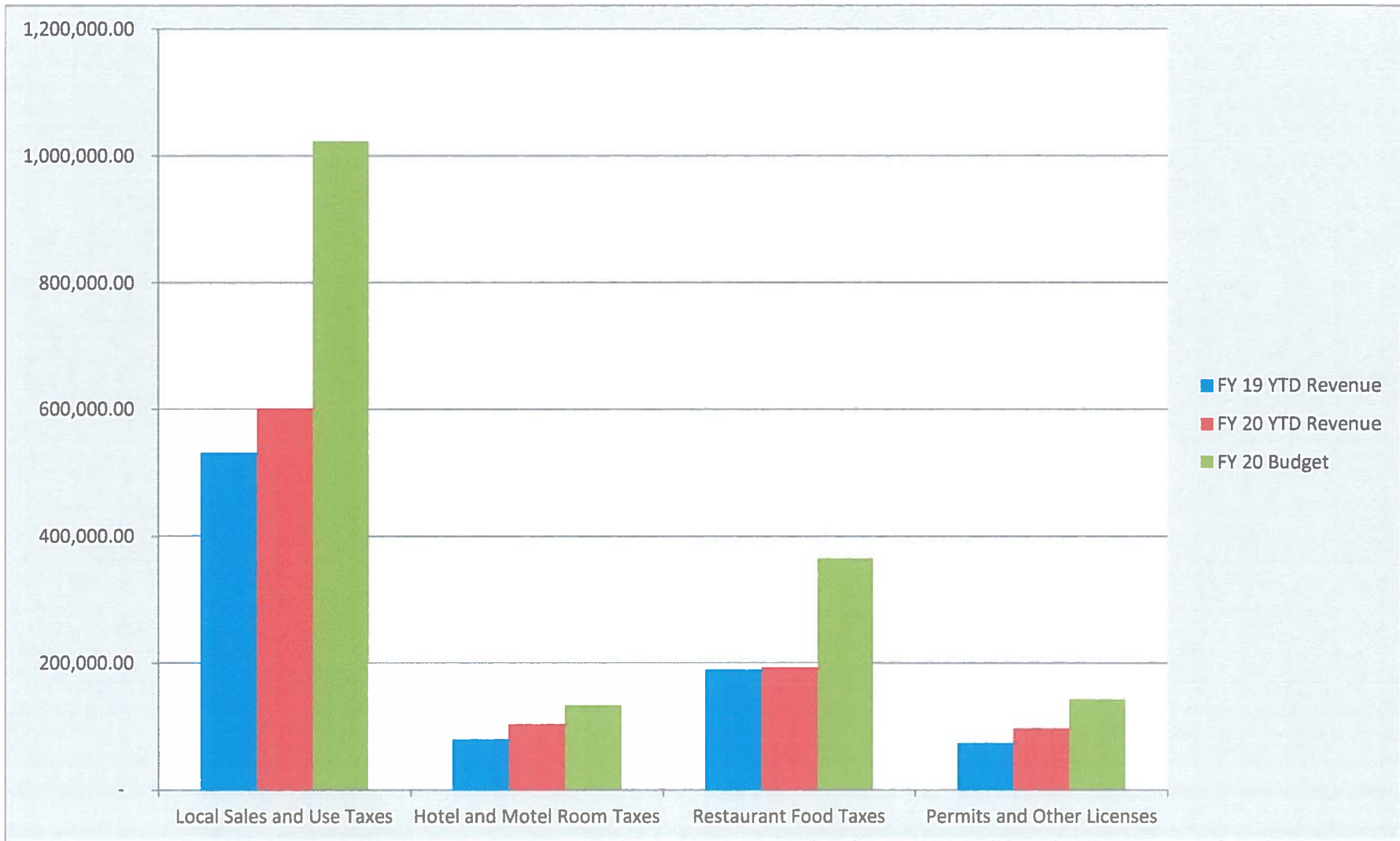
This chart represents real property taxes compared to the previous fiscal year and current budget.

County of Greene
Quarterly General Fund Selected Local Tax Revenue Category Comparison To Budget
7/1/2019 - 9/30/2019



This chart represents personal property taxes compared to the previous fiscal year and current budget.

County of Greene
Quarterly General Fund Selected Local Tax Revenue Category Comparison To Budget
7/1/2019 - 9/30/2019



This chart represents the major general fund local tax revenue categories compared to the previous fiscal year and current budget.

County of Greene

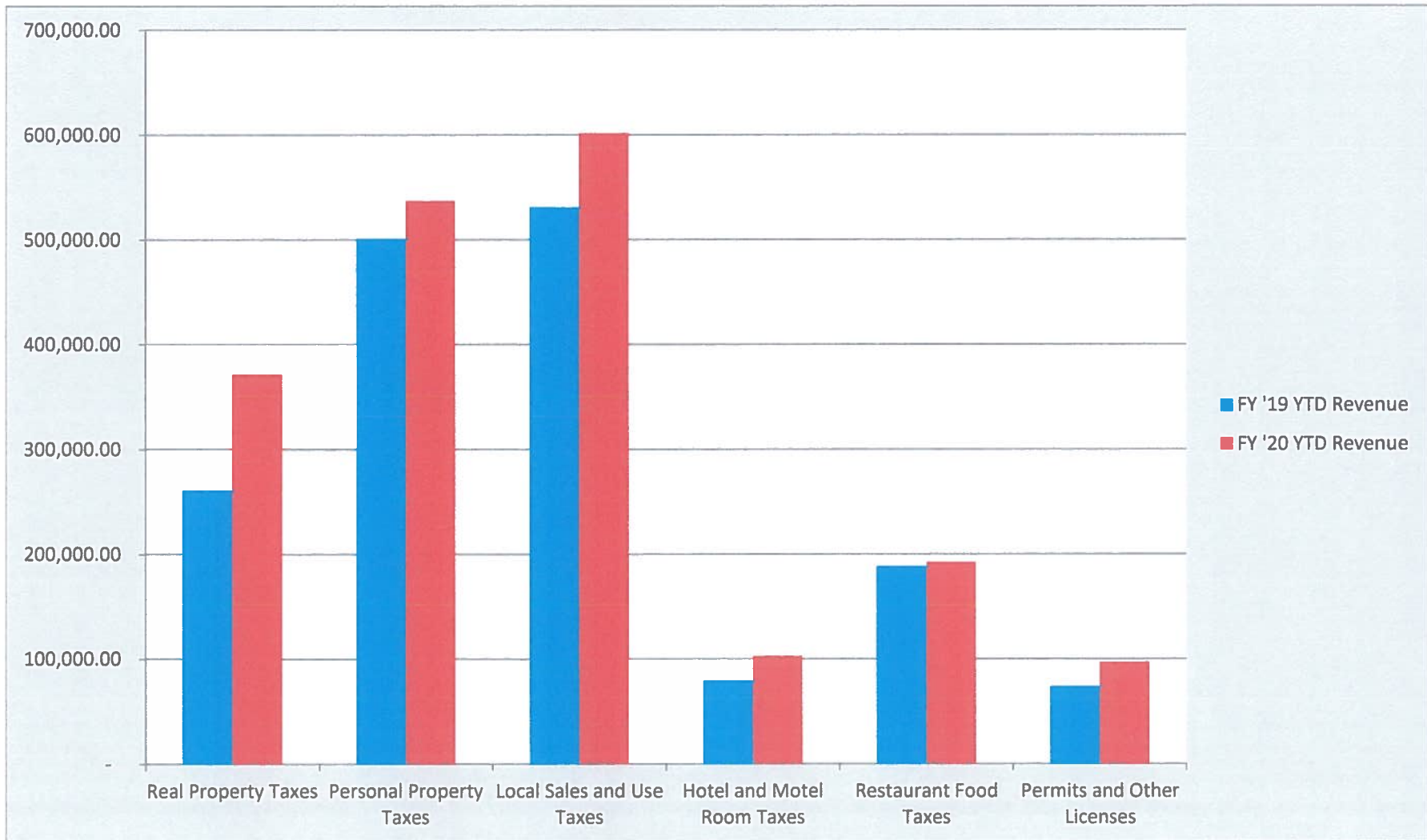
Quarterly General Fund Local Tax Revenue Category Comparison To Budget

7/1/2019 - 9/30/2019

<u>Description</u>	<u>FY 19 YTD Revenue</u>	<u>FY 19 Budget</u>	<u>FY 20 YTD Revenue</u>	<u>FY 20 Budget</u>
Real Property Taxes	260,372.86	15,515,631.00	371,016.27	8,260,164.50
Personal Property Taxes	500,522.73	4,140,485.00	536,771.35	2,247,975.00
Local Sales and Use Taxes	530,638.13		601,355.22	1,022,682.00
Hotel and Motel Room Taxes	79,032.71		102,873.66	132,500.00
Restaurant Food Taxes	188,275.91		192,067.98	365,000.00
Permits and Other Licenses	73,625.12		96,858.93	142,562.50

*NOTE: The FY 20 Budget Column represents the appropriated budget. The Board of Supervisors appropriated 50% of the budget as of July 1, 2019. The remaining 50% will be appropriated in December 2019.

County of Greene
Quarterly General Fund Selected Local Tax Revenue Category Comparison
7/1/2019 - 9/30/2019



This chart represents the major general fund local tax revenue categories compared to the previous fiscal year.

County of Greene

Quarterly General Fund Local Tax Revenue Category Comparison

7/1/2019 - 9/30/2019

<u>Description</u>	<u>FY 19 YTD Revenue</u>	<u>FY 20 YTD Revenue</u>
Real Property Taxes	260,372.86	371,016.27
Personal Property Taxes	500,522.73	536,771.35
Local Sales and Use Taxes	530,638.13	601,355.22
Hotel and Motel Room Taxes	79,032.71	102,873.66
Restaurant Food Taxes	188,275.91	192,067.98
Permits and Other Licenses	73,625.12	96,858.93

County of Greene
Expenditure Detail Summary
7/1/2019 - 9/30/2019

<u>Acct #</u>	<u>Description</u>	<u>FY 19 Expenditure</u>	<u>FY 20 Budget</u>	<u>FY 20 YTD Amount</u>	<u>FY 20 Remaining Balance</u>	<u>Percent Remaining</u>
FUND #-100	Expenditures - General Fund					
11010	Board of Supervisors	35,953.73	52,340.50	27,753.89	24,586.61	46.97
12110	County Administrator	161,133.10	305,814.50	146,459.74	159,354.76	52.10
12210	Legal Services - County Attorney	8,668.00	34,600.00	11,333.32	23,266.68	67.24
12240	Independent Auditor	0.00	31,300.00	0.00	31,300.00	100.00
12310	Commissioner of Revenue	55,812.79	119,003.00	55,922.61	63,080.39	53.00
12320	Reassessment	10,348.77	4,550.00	467.56	4,082.44	89.72
12410	Treasurer	68,356.63	183,720.50	79,860.08	103,860.42	56.53
12510	Computer Technology	27,423.05	49,950.00	12,649.76	37,300.24	74.67
12520	Vehicle Maintenance Facility	149,934.10	456,822.50	175,516.69	281,305.81	61.57
13100	Electoral Board and Officials	23,492.03	82,186.50	25,911.41	56,275.09	68.47
21100	Circuit Court	20,524.77	34,405.50	5,328.71	29,076.79	84.51
21200	Greene Combined Courts	1,112.98	3,670.00	1,076.72	2,593.28	70.66
21300	Magistrate's Office	67.13	450.00	69.60	380.40	84.53
21500	Juvenile Court Services	3,570.26	6,973.00	603.83	6,369.17	91.34
21600	Clerk of Circuit Court	78,428.20	178,547.50	66,524.18	112,023.32	62.74
21605	Item Conservation Grant	0.00	9,205.00	0.00	9,205.00	100.00
21900	Victim Witness Grant	15,373.13	43,971.12	16,560.97	27,410.15	62.33
22100	Commonwealth's Attorney	77,606.65	191,910.50	84,483.16	107,427.34	55.97
22110	Forfeited Property	0.00	8,745.63	0.00	8,745.63	100.00
22120	VA Domestic Violence Victim Grant	11,250.72	45,000.00	8,353.64	36,646.36	81.43
31200	Sheriff	830,771.51	1,576,358.00	773,160.23	803,197.77	50.95
31220	Bullet Proof Vest Grant	0.00	2,064.91	0.00	2,064.91	100.00
31240	DMV Overtime - Speed Grant	886.90	2,583.00	2,820.42	-237.42	-9.19
31260	School Resource Officer-High School	11,317.58	31,183.50	15,113.38	16,070.12	51.53
31265	School Resource Officer-Middle Sch	14,998.81	31,448.00	15,246.33	16,201.67	51.51
31266	School Resource Officer - Elem Sch	16,584.21	34,757.50	16,849.01	17,908.49	51.52
31290	Forfeited Property	970.84	12,520.40	0.00	12,520.40	100.00

County of Greene
Expenditure Detail Summary
7/1/2019 - 9/30/2019

<u>Acct #</u>	<u>Description</u>	<u>FY 19</u> <u>Expenditure</u>	<u>FY 20</u> <u>Budget</u>	<u>FY 20</u> <u>YTD Amount</u>	<u>FY 20</u> <u>Remaining</u> <u>Balance</u>	<u>Percent</u> <u>Remaining</u>
31295	Donations	774.54	27,107.19	331.48	26,775.71	98.77
31305	DMV Overtime - Alcohol Grant	1,602.12	5,108.00	3,817.10	1,290.90	25.27
31320	Byrne Justice Assistance Grant	0.00	1,602.00	0.00	1,602.00	100.00
31321	Byrne Justice Grant-\$49,980	7,796.00	258.00	0.00	258.00	100.00
31400	E911	226,337.36	331,834.00	147,906.01	183,927.99	55.42
32200	Volunteer Fire Department	337,500.00	393,250.00	232,500.00	160,750.00	40.87
32300	Ambulance and Rescue Services	56,025.00	123,300.00	38,525.00	84,775.00	68.75
32400	Other Fire and Rescue Services	157,603.42	580,122.00	79,189.05	500,932.95	86.34
33100	Confinement of Prisoners	0.00	1,019.00	489.62	529.38	51.95
33203	Juvenile Detention Home	32,672.49	104,581.50	52,290.75	52,290.75	50.00
33205	Regional Jail	664,130.25	664,130.50	654,130.50	10,000.00	1.50
34100	Building Inspections	77,673.03	158,601.50	77,408.11	81,193.39	51.19
35100	Animal Shelter	24,351.07	141,757.85	49,660.32	92,097.53	64.96
35300	Medical Examiner	40.00	80.00	40.00	40.00	50.00
35500	Emergency Services	25,210.23	65,198.50	26,419.84	38,778.66	59.47
35600	Animal Control	32,719.24	92,778.00	34,137.01	58,640.99	63.20
42400	Refuse Disposal	2,853.22	5,817.00	0.00	5,817.00	100.00
43200	General Properties	111,255.60	293,139.00	87,861.03	205,277.97	70.02
51200	Supplement to Local Health Dept	65,653.25	133,932.50	66,966.25	66,966.25	50.00
52500	Region Ten	26,323.50	53,006.00	26,503.00	26,503.00	50.00
53230	Area Agency on Aging	28,297.06	56,273.00	28,171.49	28,101.51	49.93
53500	Emergency Shelter	765.00	1,530.00	765.00	765.00	50.00
53600	Piedmont Regional Dental Clinic	1,250.00	1,250.00	625.00	625.00	50.00
53800	OAR/Jefferson Community Corrections	2,343.00	4,686.00	2,343.00	2,343.00	50.00
68000	Contributions to Community Colleges	10,213.25	20,364.50	10,182.25	10,182.25	50.00
71310	Administration - Recreation Dept.	46,657.28	104,516.50	44,448.42	60,068.08	57.47
73200	Regional Library	101,074.18	209,563.50	104,541.77	105,021.73	50.11
81100	Planning	105,942.41	450,983.75	95,844.67	355,139.08	78.74

County of Greene
Expenditure Detail Summary
7/1/2019 - 9/30/2019

<u>Acct #</u>	<u>Description</u>	<u>FY 19</u> <u>Expenditure</u>	<u>FY 20</u> <u>Budget</u>	<u>FY 20</u> <u>YTD Amount</u>	<u>FY 20</u> <u>Remaining</u> <u>Balance</u>	<u>Percent</u> <u>Remaining</u>
81200	Community Development-Transit	309,238.08	710,890.50	287,720.57	423,169.93	59.52
81210	After School Program	9,080.96	0.00	0.00	0.00	0.00
81230	Skyline Cap	10,591.75	21,318.50	0.00	21,318.50	100.00
81400	Zoning Board	1,870.18	3,347.00	466.67	2,880.33	86.05
81500	Economic Development	53,410.55	115,467.00	51,746.05	63,720.95	55.18
81600	Tourism	0.00	75,000.00	0.00	75,000.00	100.00
82200	Stormwater Management	19,062.57	41,743.00	20,483.14	21,259.86	50.93
82400	Soil & Water Conservation District	4,730.00	8,939.00	4,469.50	4,469.50	50.00
83500	Cooperative Extension Program	656.65	32,231.00	666.61	31,564.39	97.93
91400	Non-Departmental	57,139.12	77,652.50	27,610.14	50,042.36	64.44
93100	Transfers Out	6,863,724.86	9,307,216.50	5,826,156.14	3,481,060.36	37.40
95100	Debt Service	326,082.18	1,459,877.00	480,578.35	979,298.65	67.08
96100	Computer/Copying	2,251.61	8,000.00	2,377.06	5,622.94	70.28
	--FUND TOTAL--	11,429,486.90	19,421,552.85	10,109,436.14	9,312,116.71	47.94
FUND #-105	Expenditures - Social Services					
53100	Adminstrative Service Salaries	328,078.65	709,362.50	343,936.84	365,425.66	51.51
53200	TANF Manual Checks	49,563.91	118,150.00	48,317.18	69,832.82	59.10
53210	Wtw Grant/Purchase	1,923.46	37,439.50	3,944.94	33,494.56	89.46
53500	Special Welfare-Grants	0.00	500.00	0.00	500.00	100.00
53999	Other Social Service Payments	80.00	1,000.00	330.00	670.00	67.00
	--FUND TOTAL--	379,646.02	866,452.00	396,528.96	469,923.04	54.23
FUND #-110	Expenditures - CSA					
53500	CSA	247,628.97	650,000.00	344,369.22	305,630.78	47.02
	--FUND TOTAL--	247,628.97	650,000.00	344,369.22	305,630.78	47.02

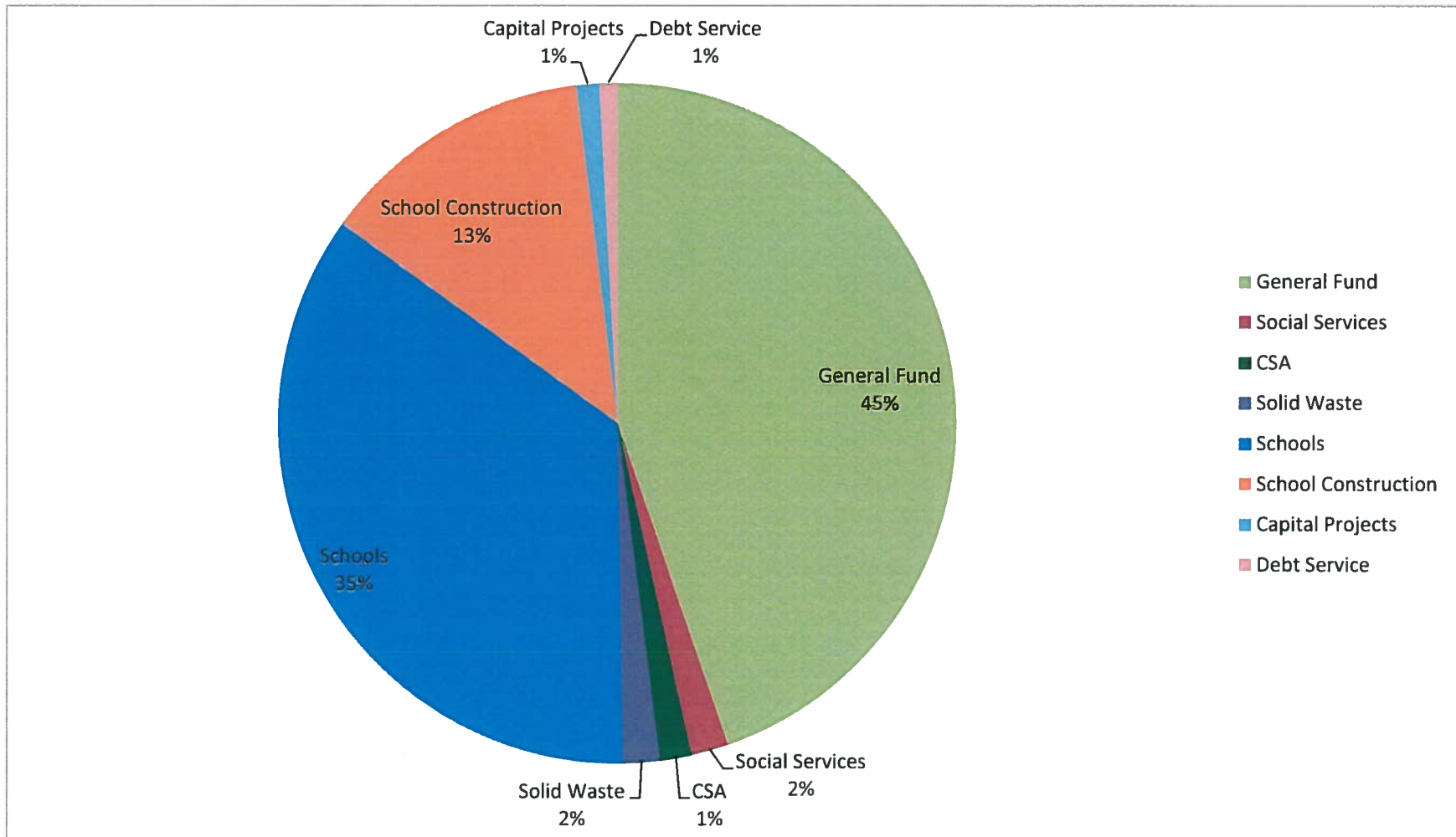
County of Greene
Expenditure Detail Summary
7/1/2019 - 9/30/2019

<u>Acct #</u>	<u>Description</u>	<u>FY 19 Expenditure</u>	<u>FY 20 Budget</u>	<u>FY 20 YTD Amount</u>	<u>FY 20 Remaining Balance</u>	<u>Percent Remaining</u>
FUND #-209	Expenditures - Solid Waste Fund					
42600	Sanitation and Waste Removal	398,078.52	748,309.00	396,824.74	351,484.26	46.97
	--FUND TOTAL--	398,078.52	748,309.00	396,824.74	351,484.26	46.97
FUND #-251	Expenditures - School Fund					
61100	CLASSROOM INSTRUCTION	3,547,135.50	24,366,671.00	3,567,462.39	20,799,208.61	85.35
61210	GUIDANCE - VOCATIONAL ED	154,922.15	1,013,951.00	151,887.03	862,063.97	85.02
61220	SCHOOL SOCIAL WORKERS	11,012.11	75,750.00	11,373.94	64,376.06	84.98
61230	HOMEBOUND INSTRUCTION	40.36	31,450.00	53.83	31,396.17	99.82
61310	CLERICAL SERVICES	184,043.75	940,332.00	177,399.59	762,932.41	81.13
61320	LIBRARY SERVICES	90,100.84	637,290.00	77,329.62	559,960.38	87.86
61410	OFFICE OF THE PRINCIPAL-REG	459,302.86	2,054,810.00	465,703.26	1,589,106.74	77.33
62110	BOARD SERVICES	9,746.88	48,315.00	7,639.91	40,675.09	84.18
62120	Executive Administration	227,586.61	1,164,680.00	241,167.51	923,512.49	79.29
62140	PERSONNEL SERVICES	114,100.77	135,775.00	118,168.06	17,606.94	12.96
62160	AUDIT	1,274.64	12,500.00	1,343.18	11,156.82	89.25
62210	Attendance	4,732.29	37,075.00	4,841.18	32,233.82	86.94
62220	HEALTH SERVICES	43,101.04	263,645.00	44,571.12	219,073.88	83.09
62230	PSYCHOLOGICAL SERVICES	28,669.08	186,275.00	29,102.85	157,172.15	84.37
63100	MGT & DIRECTION	73,211.59	214,880.00	78,508.84	136,371.16	63.46
63200	VEHICLE OPERATIONS	154,673.98	1,242,208.00	139,317.76	1,102,890.24	88.78
63400	VEHICLE MAINTENANCE SERVICES	47,063.98	487,000.00	28,459.10	458,540.90	94.15
63700	Other Vehicle Equip-DIV	0.00	12,000.00	0.00	12,000.00	100.00
64100	Mgt & Direction	54,472.34	183,305.00	36,460.14	146,844.86	80.10
64200	BUILDING SERVICES	561,976.68	2,496,584.00	591,608.13	1,904,975.87	76.30
64300	GROUND SERVICES	8,303.59	50,300.00	10,209.26	40,090.74	79.70
64400	EQUIPMENT SERVICES	8,778.40	38,000.00	6,730.95	31,269.05	82.28
64600	Security Services	15,481.93	142,700.00	17,083.99	125,616.01	88.02

County of Greene
Expenditure Detail Summary
7/1/2019 - 9/30/2019

<u>Acct #</u>	<u>Description</u>	<u>FY 19 Expenditure</u>	<u>FY 20 Budget</u>	<u>FY 20 YTD Amount</u>	<u>FY 20 Remaining Balance</u>	<u>Percent Remaining</u>
65100	FOOD SERVICE	96,265.68	752,000.00	44,115.95	707,884.05	94.13
66300	DIV-PUR SERV-ARCH FEES-FACILITIES	0.00	8,000.00	0.00	8,000.00	100.00
67100	Debt Service	2,149,785.93	2,743,739.00	1,902,635.64	841,103.36	30.65
68100	TECHNOLOGY - CLASSROOM INSTRUCTION	59,474.23	515,572.00	48,489.30	467,082.70	90.59
68200	TECHNOLOGY - INSTRUCTIONAL SUPPORT	20,478.44	156,252.00	25,144.17	131,107.83	83.90
68300	TECHNOLOGY - ADMINISTRATION	100,040.20	568,225.00	129,255.19	438,969.81	77.25
68500	TECHNOLOGY - PUPIL TRANS.	3,504.00	38,500.00	3,504.00	34,996.00	90.89
68600	TECHNOLOGY - OPERATIONS & MAINT.	0.00	17,500.00	0.00	17,500.00	100.00
	--FUND TOTAL--	8,229,279.85	40,635,284.00	7,959,565.89	32,675,718.11	80.41
FUND #-301	Expenditures - Sch CP Fund					
94100	School Construction Projects	4,368,617.37	6,000,000.00	2,968,761.16	3,031,238.84	50.52
	--FUND TOTAL--	4,368,617.37	6,000,000.00	2,968,761.16	3,031,238.84	50.52
FUND #-302	Expenditures - Capital Project Fund					
94201	Capital Improvement Projects	316,022.44	2,914,066.05	245,735.56	2,668,330.49	91.56
	--FUND TOTAL--	316,022.44	2,914,066.05	245,735.56	2,668,330.49	91.56
FUND #-401	Expenditures - Debt Service Fund					
41050	Fund Transfers	-1,763,784.39	0.00	-1,465,002.34	1,465,002.34	-100.00
95100	Debt Service	1,763,784.39	0.00	1,654,393.34	-1,654,393.34	-100.00
	--FUND TOTAL--	0.00	0.00	189,391.00	-189,391.00	-100.00
	--FINAL TOTAL--	25,368,760.07	71,235,663.90	22,610,612.67	48,625,051.23	68.25

County of Greene
Quarterly Year to Date Expenditures - All Funds
7/1/2019 - 9/30/2019



This chart represents each fund as a percentage of the total year to date expenditures.

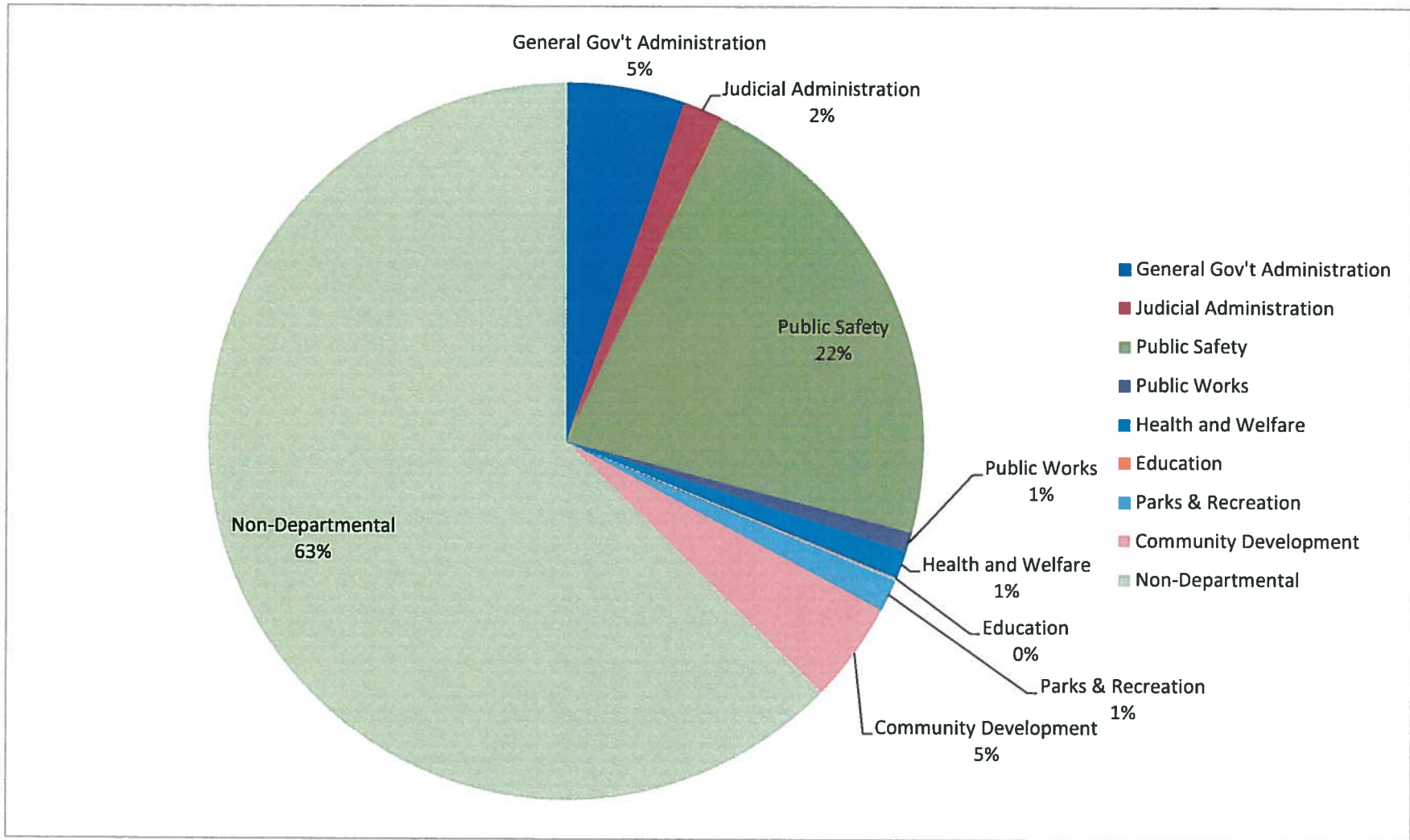
County of Greene

Quarterly Year to Date Expenditures - All Funds

7/1/2019 - 9/30/2019

<u>Description</u>	<u>FY 20 YTD Expenditures</u>
General Fund	10,109,436.14
Social Services	396,528.96
CSA	344,369.22
Solid Waste	396,824.74
Schools	7,959,565.89
School Construction	2,968,761.16
Capital Projects	245,735.56
Debt Service	189,391.00
Total	22,610,612.67

County of Greene
Quarterly Year to Date Categorical Expenditures - General Fund
7/1/2019 - 9/30/2019



This chart represents the year to date expenditures for the General Fund Categories.

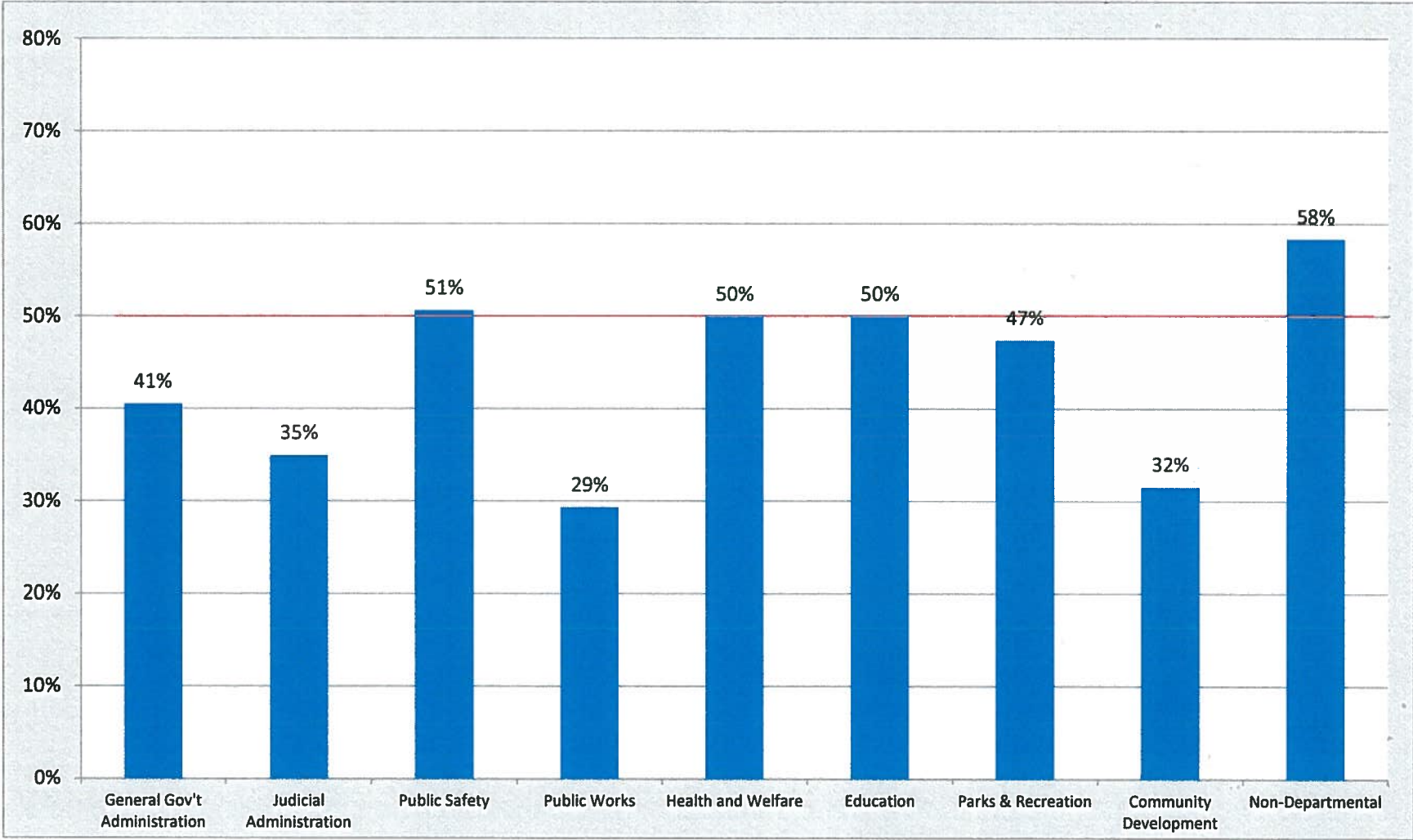
County of Greene

Quarterly Year to Date Categorical Expenditures - General Fund

7/1/2019 - 9/30/2019

<u>Description</u>	<u>FY 20 YTD Expenditures</u>
General Gov't Administration	535,875.06
Judicial Administration	183,000.81
Public Safety	2,220,034.16
Public Works	87,861.03
Health and Welfare	125,373.74
Education	10,182.25
Parks & Recreation	148,990.19
Community Development	461,397.21
Non-Departmental	6,336,721.69
Total	10,109,436.14

County of Greene
Quarterly Year to Date Categorical Expenditures - Trending Above Appropriation
7/1/2019 - 9/30/2019



This chart represents the year to date expenditures for the General Fund Categories trending above the first quarter appropriation.
The target percentage for this quarter is 50% spent of the year to date budget.

County of Greene

Quarterly Year to Date Categorical Expenditures - Trending Above Appropriation

7/1/2019 - 9/30/2019

<u>Description</u>	<u>Percent Spent</u>	<u>FY 20 YTD Expenditures</u>	<u>FY 20 Budget</u>
General Gov't Administration	41%	535,875.06	1,320,287.50
Judicial Administration	35%	183,000.81	522,878.25
Public Safety	51%	2,220,034.16	4,381,643.35 *
Public Works	29%	87,861.03	298,956.00
Health and Welfare	50%	125,373.74	250,677.50
Education	50%	10,182.25	20,364.50
Parks & Recreation	47%	148,990.19	314,080.00
Community Development	32%	461,397.21	1,459,919.75
Non-Departmental	58%	6,336,721.69	10,852,746.00 **
		-	
Total	52%	10,109,436.14	19,421,552.85

NOTES:

* Public Safety includes the 1st and 2nd quarterly payments for the Regional Jail per our commitment and the payment to the Volunteer Fire Company for the truck replacement program.

** Non-Departmental includes the transfers made to Schools, Social Services, CSA, and Capital Projects. These line items vary from month to month.