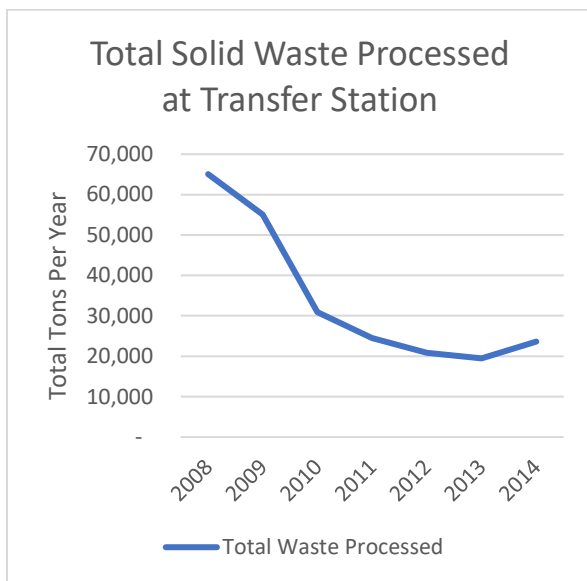


SOLID WASTE

INTRODUCTION

As Greene County grows in population, the waste stream has also grown and its management has become more complex. Currently, solid waste in the county is handled by the county through the Greene County Transfer Station and by several private waste haulers. Many of the private haulers take waste to transfer stations and landfills outside of the County. Residents and haulers can take their waste to the Greene County Transfer Station where they pay a fee to dispose of solid waste or recycle items for free. In recent years' curbside trash pickup has become available to residents in subdivisions. These services are provided by private haulers for a fee. Businesses and commercial enterprises also contract with these haulers for waste removal. Since 2009 the amount of waste passing through the Greene County transfer station has declined as more residents have taken advantage of curbside trash services offered by private sector haulers. In 2008 the Greene County Transfer station handled 65,066 tons of solid waste. By 2014 the facility was handling 23,643 tons of solid waste.



EXISTING CONDITIONS

The EPA estimates that in 2013 the per capita solid waste generation rate is 0.8 tons of waste, of which approximately 34% is recycled nationally. Figure 1 illustrates how the national waste stream is broken up by source material.

In 2014, the Greene County Transfer Station received a total waste stream of 23,643 tons, 16,519 of which were not recycled and were sent off to be landfilled. These figures include waste received from other localities and do not include the waste that was handled by private haulers. Therefore the numbers represent only a percentage of the total waste generated in the County and therefore do not accurately depict waste generated by just Greene County residents. Reported recycling rates were based on the total waste stream received at the transfer station. Of the disposed of solid waste, there were 15,548 tons of residential waste and 970 tons of commercial waste.

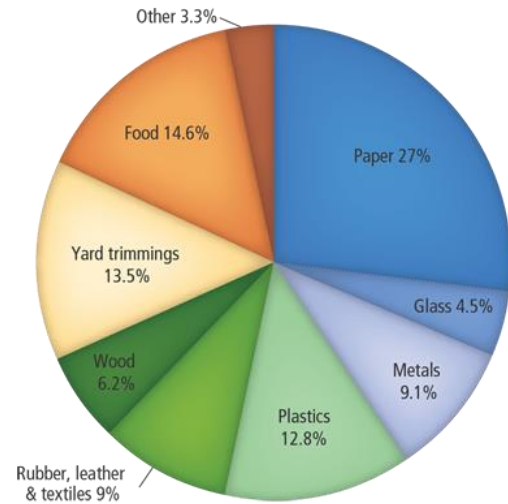


Figure 1 Total MSW Generation by Material (2013) Source: EPA

An additional 7,124 tons of Greene County solid waste was recycled in 2014, with paper, metal, and wood waste comprising the bulk of recycled materials. Greene County's recycling rate was 30.1% in 2014. Figure 2 illustrates the changes in recycling rates from 2009 to 2014

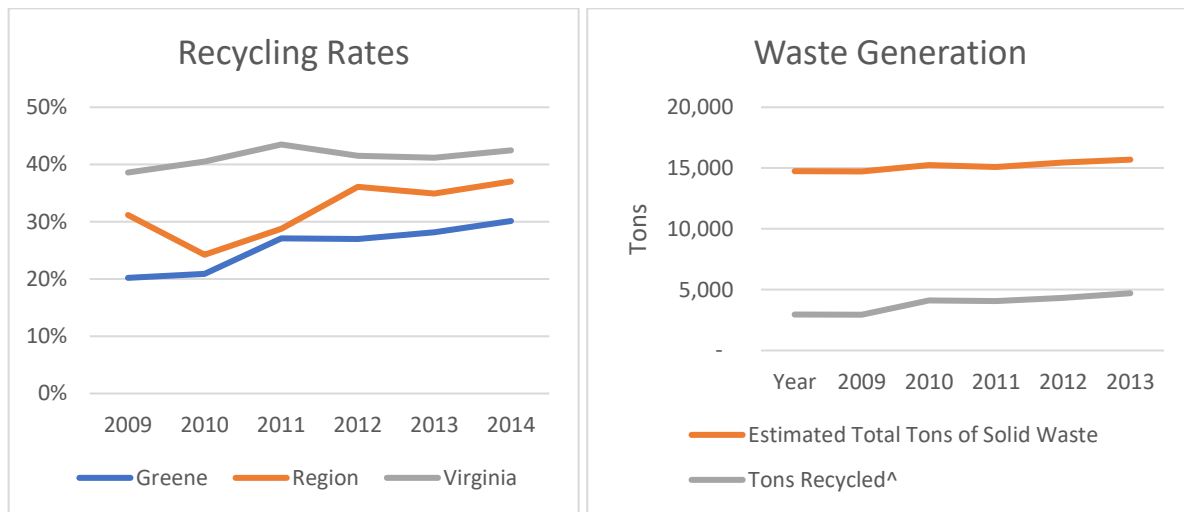


Figure 2 Recycling Rates and Waste Generation Rates

The county's former landfill, located near the Greene County Community Park, has been closed since 1992 and the land is being managed for future reuse. All waste is now processed at the Greene County Transfer Station and sent to the Amelia County landfill. The transfer station is equipped to handle 150 tons per day. Recycling and re-use activities may expand at this site. The central location of the site is convenient for collecting waste for the entire county. Transport of waste to the transfer site is conducted by individual households and businesses, usually under contract with professional services.

Each year members of the Thomas Jefferson Planning District Commission Waste Planning submit a report on solid waste and recycling activities in the planning region. These reports are used to ensure

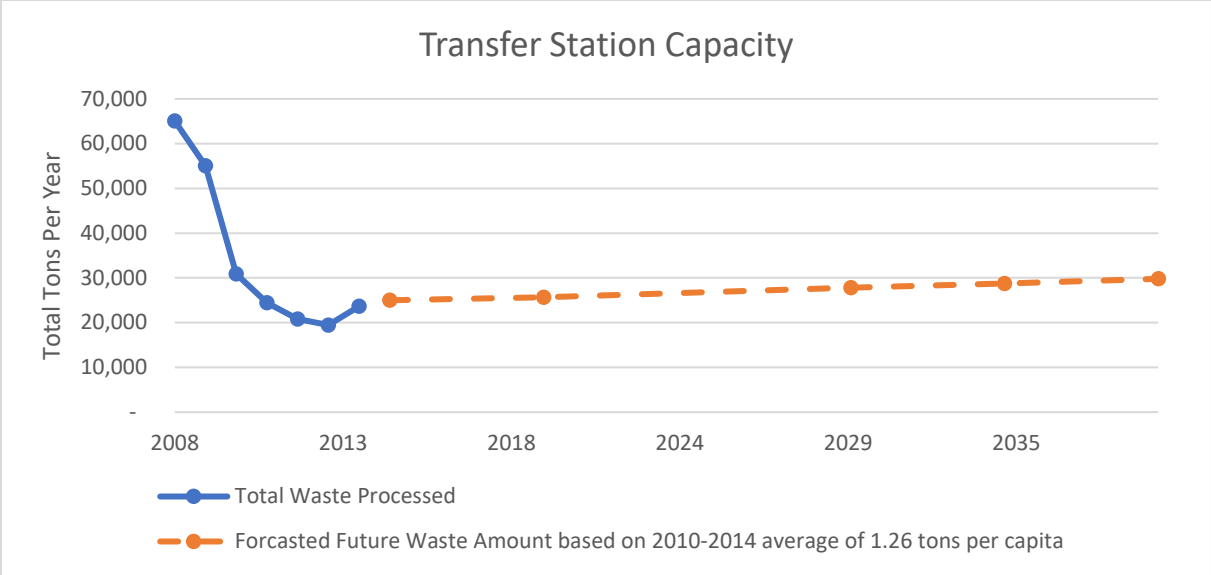
that the region is meeting the state-mandated minimum recycling rate of 25% and that activities are occurring within compliance with the Regional Solid Waste Management Plan. The table below contains information on the 2014 Recycling Rate Report.

PRIMARY RECYCLING TYPE	Charlottesville & Albemarle	Fluvanna County	Greene County
Paper/Cardboard	1,685.51		2,000.00
Metal	380.00	95.40	3,900.00
Plastic	141.19		
Glass	631.00		
Comingled/Single Stream	3,560.08		
Yard Waste (composted/mulched)	6,114.00	92.76	
Waste Wood (Chipped/mulched)	775.60	2,000.00	
Textiles			
Tires	383.00	2.31	25.00
Used Oil	1,223.00	13.15	15.00
Used Oil Filters	36.00		
Used Antifreeze	275.00		5.00
Batteries	205.00	7.00	
Electronics			
Fats Bone Greases			
White Goods (Appliances)			
Water Treatment Sludge (dry tons)			
Composted Waste	3,074.00		
TOTAL RECYCLED	18,483.38	2,210.62	5,945.00
Household	36,692.00	1,450.71	35,289.00
Commercial	314.00		3,785.00
Institutional			
MSW Total	36,692.00		39,074.00
GRAND Total (Recycling+MSW)	55,175.38	3,661.33	45,019.00
Running Percent (recycling/ MSW+Recycling)	33.5%	60.4%	13.2%

The Thomas Jefferson Planning District maintains a regional Solid Waste Management Plan to meet state requirements and assist member localities in their waste management. Several objectives for the region are defined in the plan.

1. Increase recycling of reusable materials and exceed the state-mandated recycling rate of 25% for the region
2. Minimize the use and unsafe disposal of hazardous material
3. Promote a sense of individual responsibility for limiting waste
4. Increase individual and cooperative efforts to reduce waste

As of October 2011, when the regional Solid Waste Management Plan was last amended, there were no plans to expand the operations of the Greene Transfer Station. Based on current trends there is now an excess of capacity available at the Greene County Transfer station. This excess capacity is expected to continue as more solid waste is handled by private haulers and private transfer stations located outside of the County. It is anticipated that the current hybrid model will be adequate to address the County's solid waste needs over the next 30-years.



Additional existing activities help improve the management of solid waste in Greene County. A volunteer-run waste exchange program makes clothing and other re-usable items available to the public at no charge. A retailer periodically takes a truck to the county containing off-merchandise for people to take items free of charge. Trash cans help reduce litter in the Town of Stanardsville, and a major volunteer county-wide road cleanup is held every spring.

GOALS AND IMPLEMENTATION STRATEGIES: SOLID WASTE

- Provide residents with convenient cost-effective solid waste management and recycling services.
 - Ensure that solid waste generated in Greene County is collected, processed, and disposed of in a manner that is consistent with TJPDC's Regional Solid Waste Management Plan and the waste management hierarchy.
 - Continue to maintain a 25% minimum recycling rate by providing recycling facilities to county residents
 - Examine the feasibility and demand for additional convenience-type recycling centers at additional locations in the county.
 - Promote recycling and proper solid waste disposal through advertising and education
 - Encourage new development to include recycling in addition to solid waste collection services
- Participate in TJPDC's Regional Solid Waste Planning efforts to promote the region's household hazardous waste collection days
 - Continue to participate in the annual regional recycling rate report
 - Continue to participate in the Thomas Jefferson Regional Solid Waste Planning Unit
 - Identify grant monies to participate in hazardous waste collection days
- Limit the burning of household trash to the extent possible
 - Comply with state codes and regulations on the burning of trans
 - Provide affordable accessible waste disposal options at the County transfer station or county convenience centers.
- Continue to manage and operate the solid waste facility efficiently and within budget goals
 - Improve signage at the facility, including clear labeling of recycling bins for different materials

